

Name:

Date:



## Videos

Have you watched our  
**ART HISTORY** YouTube  
video on Yayoi Kusama?

Yes No

☐ ☐

Have you watched our  
**ART PROJECT** YouTube  
video on Yayoi Kusama?

Yes No

☐ ☐

WATCH THE HOW TO  
**video**  
ON OUR CHANNEL



@lilliangrayart

## Supplies

☐ Black & White Printer to print these sheets

☐ Scissors to cut these shapes

☐ Coloured Pencils, Paint, Koki's or  
Dot stickers to decorate the elements with.

☐ Glue stick to glue shapes onto the background

☐ A3 Black Paper Background



WORK  
**BACK**  
to front  
WHEN STICKING  
YOUR ARTWORK'S  
ELEMENTS


**1.** TAKE AN A3 BLACK PAPER  
DECORATE THE BACKGROUND  
WITH KUSAMA INSPIRED TRIANGLES.

**2.** PRINT THE TEMPLATE PAGES  
ONTO THE RELEVANT COLOURED  
PAPER A3.

**3.** CUT OUT EACH INDIVIDUAL SHAPE.

**4.** DECORATE EACH SHAPE WITH  
DOTS AND PATTERNS. YOU CAN USE  
COLOURED PENCILS, KOKI'S OR EVEN  
STICKERS.

**5.** WITH A GLUE STICK, GLUE ALL  
THE ELEMENTS INTO PLACE ON  
YOUR BLACK A3 PAPER




Name:


Date:

PLEASE PRINT THIS PAGE  
IN BLACK & WHITE ON

**YELLOW**  
Paper



I love  
drawing flowers  
and pumpkins. What do  
you love  
drawing?




Name:

Date:



PLEASE PRINT THIS PAGE  
IN BLACK & WHITE ON

**RED**  
Paper



Red's  
complementary colour  
is green.

Maybe green  
dots would look striking?



PLEASE PRINT THIS PAGE  
IN BLACK & WHITE ON

**Green**  
Paper

These are beautiful  
leaves and stems.

Why don't you cover  
them in dots?





Name:

Date:

PLEASE PRINT THIS PAGE  
IN BLACK & WHITE ON

**purple**  
Paper



What a pretty  
flower! Can you add  
a butterfly?

JAPANESE ARTIST  
Yayoi  
**kusama**  
Colouring Page

Name:

Date:

